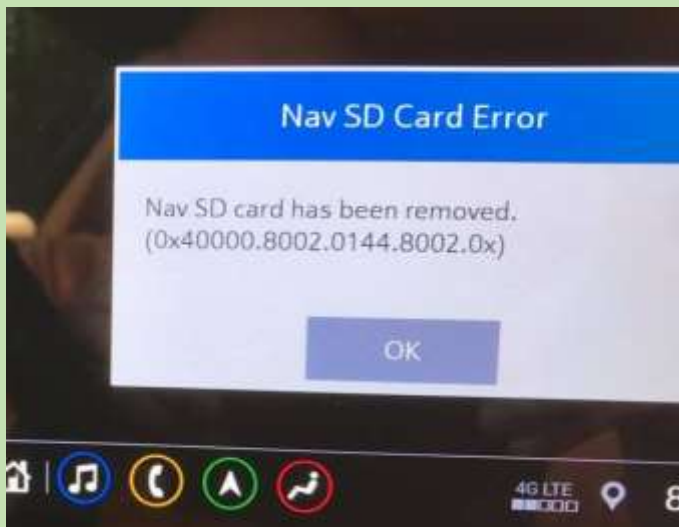


NAV SD Card Removed Error AND One Solution

There are several Forum Treads defining an error I encountered with NAV stopping to work. An early Thread started in October 2020. I started to post in August 25, 2021 when I encountered the issue.

Basically, you get a message on the right side of the driver's center screen on startup that says SD Card Removed. You have to press to eliminate the message. When you subsequently press NAV on the center screen, it tries to load the NAV SD card but gets so far and stops. This was my message in below pic.



Considering the message, I and a number of others including dealers, first assumed it was the contacts on the NAV SD card so we cleaned them. My contact cleaning looked like it worked. But soon the same message. A dealer even installed a new reader. No help.

I even added a 0.032 plastic shim above the card increasing tension on the reader fingers. At first looked like it worked, then like the cleaning, soon the same issue. It was occurring about 1/3 of the time I started the car!

GOOD CLUE, ONE SOLUTION TO THE ISSUE:

Z06DevilCar had the “NAV SD Car Missing” issue with his 2020 Z51 Coupe and posted in January 2021 on this Thread. He was initially confused thinking it was the PDR SD card (as was I until I say the message on the center screen made it obvious which one it was! It was the SD NAV card located in the consol.)

He googled and found this problem not only occurs on the C8 but also other GM products such as Blazer, Camaro, Equinox, Malibu etc. after 2019 with the new NAV. It's reported as very intermittent. Thinking through the sequence of events he realized that one thing he had done the night before was insert a USB Thumb drive with MP3 music and that music was streaming during the NAV startup which does a significant amount of reading from the NAV SD card.

In fact, my SD Card Error started in August 2021 because my XM radio was running out of its free year and I had installed the thumb drive with ~1000 songs I had in my C7 Z51 and Grand Sport! He concluded the USB and the NAV SD card are on the same data bus and during NAV startup, if you are also streaming USB music, the NAV SD Card Reader loading on the bus caused the SD Card error message.

He removed the USB Thumb drive and failures stopped. He then built 2 USB drives with music. The first drive has songs recorded at a bit rate of 160 kbps and lower, the second has songs all recorded at a bit rate of 320 kbps.

To make this problem occur the music must be streaming from the USB drive to the media app while the NAV is starting up. (*In fact, that is how I have my C8 set, music starts when I start the car.*) He tested the 160 kbps USB drive for 3 weeks without a failure. Then replaced that USB drive with the one recorded and 320 kbps and the failure occurred the second time the car was started the car.

The obvious conclusion was that the NAV SD card and the USB media share the same data bus, and with the higher bit rate music playing while trying the read from the NAV SD card during its initiation creates “interference” on the data bus. The SD Card control software is not able to recover thus the “NAV SD Card Removed” message.

Doing some additional research, he went to a couple of dealers who thought he was nuts or wanted to remove the center console and replace the SD Card reader. He notes the service departments in the Chevy dealers don't acknowledge this problem and want to reseat your SD card and send you on your way. He mentioned that this problem exists on other GM brands with the new NAV. I found a Technical Service Bulletin 19-NA-279 with the Subject - Radio Software Version V807. I looked at the Bulletin and although not for the C8 it states:

“SD Card Error code 0x40000 • SD Card Removed message when card has not been removed • Cause The cause of the condition may be software anomalies.”

Bottom Line: What GM Bulletin States Is No Help!

In fact, my solution followed *Z06DevilCar's* advice. How I achieved the positive result is interesting.

With my Daughter's help, loaded open office software she suggested that allows any song “Bit Rate” to be adjusted. However, the free one she suggested has an interesting feature that caused the solution to happen serendipitously. Not sure why but when I simply copied and pasted my whole Thumb Drive file with ~1000 songs in the “open office program” it automatically lowers the bit rate for songs higher than 160 kbps to that level. It left lower bit rates alone!

Didn't even run the program, which would have taken a lot of time to change some 300 songs to a lower bit rate with each done separately. Just copied and pasted the file as it appeared once it was in the open office program back to a Thumb drive!

The following photos show what was done.

Note: Works 99+% For Me- Occasionally Get The “SD Card Removed” Error.

Solution Sequence With Photos

First thing I needed to do was check my USB Thumb drive to see what the bit rate was of my ~1000 songs. Turned out about a 1/3 were above the “magic” 160 kbps rate! Explains why about a 1/3 of the time I started the car the last song playing was trying to load while the NAV SD card was also loading! About 30% of the time “NAV SD Card Error.”

> MUSIC > From SD 12-2017

Name	#	Title	Contributing artists	Album	Bit rate
01 (I've Had) The Ti...	1	(I've Had) The Time Of M...	Bill Medley & Jen...	Dirty Dancing	160kbps
01 A Coon Huntin' ...	1	A Coon Huntin' Story (19...	Jerry Clower	Jerry Clower's Greate...	270kbps
01 All Jacked Up	1	All Jacked Up	Gretchen Wilson	All Jacked Up	128kbps
01 All Summer Lon...	1	All Summer Long- Kid Ro...	American Bad Ass	All Summer Long- Ki...	263kbps
01 Barracuda	1	Barracuda	Heart	Little Queen	281kbps
01 Blessed [Edit]	1	Blessed [Edit]	Elton John	Blessed	128kbps
01 Call Me Maybe	1	Call Me Maybe	Carly Rae Jepsen	Call Me Maybe - Single	273kbps
01 Change (Vinnie J...	1	Change (Vinnie Jones Intro)	Joss Stone	Introducing Joss Stone	263kbps
01 Cheeseburger in ...	1	Cheeseburger in Paradise	Jimmy Buffett	Songs You Know By ...	160kbps
01 Con Te Partiro	1	Con Te Partiro	Andrea Bocelli	Romanza	260kbps
01 Dreamlover	1	Dreamlover	Mariah Carey	Music Box	128kbps
01 Flat on the Floor	1	Flat on the Floor	Carrie Underwood	Carnival Ride	128kbps
01 Here For The Party	1	Here For The Party	Gretchen Wilson	Here For The Party	269kbps
01 Here For The Party	1	Here For The Party	Gretchen Wilson	Here For The Party	160kbps
01 Holiday	1	Holiday	Bee Gees	Best of Bee Gees vol 1	160kbps
01 Hotel California	1	Hotel California	Eagles	Eagles Greatest Hits, ...	128kbps
01 I Will Always Lov...	1	I Will Always Love You	Whitney Houston	The Bodyguard	262kbps
01 I'd Do Anything f...	1	I'd Do Anything for Love (...)	Meat Loaf	Bat Out of Hell II - Ba...	128kbps
01 It's All Coming B...	1	It's All Coming Back to M...	Celine Dion	Falling into You	128kbps

Now What Software is Needed to Change Higher Bit Rate Songs to Max 160 kbps?

Daughter is a former IT Manger at her Alma Mater, Scripps College in Claremont CA. Her area was called Academic Computing where she had to introduce the faculty and students to computers! Was not easy as some old time College Board Members (*and large doners*) were upset because typewriters reduced penmanship skills!

She managed computers set-up in the dorms, and over 30 in what were called PC labs. This job started around 1982 when we didn't even have PCs at our work. She employed a number of student computer assistances who were a big help. I recall her issues with viruses, Professors using copyrighted pics and the College getting sued etc.!

She uses mostly free open office software and suggested a very good one, *Audacity*



<https://www.audacityteam.org/download/windows/>

Audacity®

Free, open source,
cross-platform
audio software

Audacity is an easy-to-use, multi-track audio editor
and recorder for Windows, macOS, GNU/Linux and
other operating systems.
Developed by a group of volunteers as open source.



Great program and allows you to export songs into a various kbps. But doing 1/3 of 1000 songs was going to take time! However, got lucky! We don't know why but when I loaded all my songs into Audacity with a simple copy and paste, pic below is what I got:

**Same File Opened in Audacity
ALL 160 kbs or less!**

Name	#	Title	Contributing artists	Album	Bit rate
01 (I've Had) The Time...	1	(I've Had) The Time Of M...	Bill Medley & Jen...	Dirty Dancing	160kbps
01 All Jacked Up	1	All Jacked Up	Gretchen Wilson	All Jacked Up	128kbps
01 Blessed [Edit]	1	Blessed [Edit]	Elton John	Blessed	128kbps
01 Cheeseburger in Par...	1	Cheeseburger in Paradise	Jimmy Buffett	Songs You Know By ...	160kbps
01 Dreamlover	1	Dreamlover	Mariah Carey	Music Box	128kbps
01 Flat on the Floor	1	Flat on the Floor	Carrie Underwood	Carnival Ride	128kbps
01 Here For The Party	1	Here For The Party	Gretchen Wilson	Here For The Party	160kbps
01 Holiday	1	Holiday	Bee Gees	Best of Bee Gees vol 1	160kbps
01 Hotel California	1	Hotel California	Eagles	Eagles Greatest Hits; ...	128kbps
01 I'd Do Anything for ...	1	I'd Do Anything for Love (...)	Meat Loaf	Bat Out of Hell II - Ba...	128kbps
01 I've Got the World o...	1	I've Got the World on a St...	Frank Sinatra	Classic Sinatra: His Gr...	128kbps
01 It's All Coming Back...	1	It's All Coming Back to M...	Celine Dion	Falling into You	128kbps
01 Piece of My Heart	1	Piece of My Heart	Janis Joplin	Greatest Hits	160kbps
01 Raindrops	1	Raindrops	Dee Clark	Oldies But Goodies V...	160kbps
01 Rainy Night in Geor...	1	Rainy Night in Georgia	Brook Benton	Rockin' 70's	160kbps
01 Since I Don't Have Y...	1	Since I Don't Have You	The Skyliners	Oldies But Goodies V...	160kbps
01 Surfin' USA	1	Surfin' USA	The Beach Boys	All-Time Greatest Hits	160kbps
01 Tequila	1	Tequila	The Champs	Oldies But Goodies V...	160kbps
01 The Great Pretender	1	The Great Pretender	The Platters	The Platters Greatest ...	160kbps
01 Unchained Melody	1	Unchained Melody	The Righteous Bro...	Oldies But Goodies V...	160kbps
01 Wasted	1	Wasted	Carrie Underwood	Some Hearts	128kbps

All Songs Loaded with a maximum of 160 kbps. Those lower stayed that way!

I even loaded songs from another file, and some were larger. Simply sorted on the Bit Rate column (which I added) and dropped the ones that exceeded 160 kbps. Now have a Thumb Drive with max 160 kbps!

Just copied this file and pasted in a Thumb Drive! IT WORKS!

“56” C8, 2017 Grand Sport & 2014 Z51 Stingray Mods, Info Available As PDFs:



56 PDFs discuss improvements or info about a C8, 2017 Grand Sport, 2014 Z51 Stingray function and/or esthetics. Some are minor and others, like the installing “Low Dust Brake Pads” on C8 & C7s, have detailed information.

Below are the PDF's available. Click on picture or Blue PDF link or copy and paste the PDF link (Blue type) into your browser. Or email me at GUtrachi@aol.com and state the title desired, shown in Yellow:

C8 Install High Wing

How To Remove Rear Bumper- Install Wing
http://netwelding.com/C8_High_Wing.pdf



C8, C7 eLSD vs Positraction

eLSD is a Modern Dif; Positraction is from 1960s
http://netwelding.com/eLSD_VS_Pos.pdf



C8 FWD Hybrid

WFWD Hybrid Provides More Power & MPG
http://netwelding.com/C8_FWD_Hybrid.pdf



C8 Edge Red Engine Cover

Engine Cover Matches Valve Covers
http://netwelding.com/Engine_Cover.pdf



C8 Engine Compartment Lights

Multicolor Lights Remote operated
http://netwelding.com/Engine_Lights.pdf



C8 Side Skirts & Splitter

Install C7 Carbon side skirts & splitter on C8
http://netwelding.com/Side_Skirts.pdf



C8 Z51, GS/C7 Z51 Ceramic Brake Pads

Performance Vettes have dusty brakes. These help!
http://netwelding.com/Ceramic_Pads.pdf



C8 Low Restriction Air Intake

Low Restriction Air Filter Why & How To

http://netwelding.com/C8_Air_Intake.pdf



C8 & C7 Splitter & C8 Condenser Mesh

Mesh Protects AC Condenser & Splitter Install

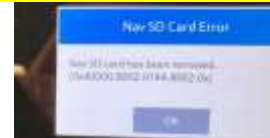
http://netwelding.com/CF_Splitter.pdf



C8 NAV SD Card Removed Error

Error When SD Card and Reader Are Fine


http://netwelding.com/NAV_SD_Card.pdf



C8/GS/C7 Splash Guards

GM splash guards. ACS Best Front Guards for GS.

http://netwelding.com/Splash_Guard.pdf



Jacking a C8/GS/C7 Vette

Safely jacking either front only or back & front

http://netwelding.com/Jacking_A_C7.pdf



C8 & C7 Plates & Frame;

Must Meet South Carolina Law

http://netwelding.com/License_Plate_Frame.pdf



Change GS/C7 Oil

WHY change your own oil and C7 Lifting Methods

http://netwelding.com/Changing_Oil.pdf



C8/GS/C7 Mirror Proximity Alarm

Limit switch alarm warns when close to door frame

http://netwelding.com/Mirror_Proximity_Alarm.pdf



Jacking Pads for C8/GS/C7

Manual says Jacking Pads 2 1/2-inch max OD..

http://netwelding.com/Jacking_pads.pdf



C8/GS/C7 Radar Power

For C7 tapped rear fuse panel. For GS tapped mirror

http://netwelding.com/Radar_Detector_Power.pdf



C8 & C7 Wheel Chatter/Hop

Why sharp, low speed turns with cold tires causes the front tires to chatter/hop.

http://netwelding.com/Wheel_Chatter.pdf



C8/GS/C7 Wheel Locks

Wheel locks, help protect your expensive wheels.

http://netwelding.com/Wheel_Locks.pdf



Deer Whistle Installed on C8/GS/C7

Do they work? Plus Install Info

http://netwelding.com/Deer_Whistle.pdf



C8 & C7 Splitter Protector

Scrape Armor Protection for Splitter

http://netwelding.com/Splitter_Protectors.pdf



C8 & C7 Cargo Area

Rear cargo area storage device and rear protector
http://netwelding.com/Rear_Cargo_Area.pdf



C8 Coilover Tower Covers

Prevent water from filling Cast aluminum cavities
http://netwelding.com/Tower_Covers.pdf



C8.R Info & GS Rear Diffuser (Fits Any C7)

Rear Carbon Flash Composite Diffuser
http://netwelding.com/Rear_Diffuser.pdf



GS/C7 Belt Rattle

Passenger seat belt rattles against the seat back.
http://netwelding.com/Eliminate_Rattle.pdf



Aluminum C7 Chassis and Weld Repair

The C7 aluminum chassis. Includes weld repair info.
http://netwelding.com/Aluminum_Chassis.pdf



Manage GS/C7 Spilled Gas & Door Lock

Protect when filling gas. Preventing door lock failure.
http://netwelding.com/Manage_Spilled_Gas.pdf



GS/C7 License Plate & Cargo Lights

LED license plate light & cargo area bulbs
http://netwelding.com/License_Plate_Light.pdf



GS/C7 Door Panel Protector

Black plastic protector prevents scuffing of door
http://netwelding.com/Door_Panel_Protector.pdf



GS/C7 Improved Cup Holder

A solution to the cup holder spilling
http://netwelding.com/Improved_cup_Holder.pdf




C7 Carbon Fiber Grille Bar

Install genuine carbon fiber grille bar overlay
http://netwelding.com/CF_Grille_Bar.pdf



Replacing C7 Battery

Tricks for installing battery!
http://netwelding.com/Battery_Issues.pdf



GS/C7 Window Valet

Lower Windows With FOB Helps Latch Hatch
http://netwelding.com/Hatch_Latch.pdf



GS/C7 Blind Spot Mirror

Smaller rear and side windows cause C7 blind spots. Small "blind spot mirrors" help
http://netwelding.com/Blind_Spot.pdf



GS/C7 Skid Pad Protector

After the air dam, the aluminum "skid pad" hits
http://netwelding.com/Skid_Pad_Protector.pdf



GS/C7 OnStar Lights

Rear view mirror OnStar LED's, at a quick glance,
look like a police car flashing light! This is a fix.
http://netwelding.com/OnStar_Lights.pdf



GS/C7 Skip Shift Eliminator

Skip Shift Eliminator install with suggestions on
jacking a C7.
http://netwelding.com/Skip_shift_Eliminator.pdf



GS/C7 Catch Can & Clean Oil Separator

What is Coking and how to reduce the potential
http://netwelding.com/Catch_Can.pdf



GS MGW Flat Stick Shifter

The MGW shifter shortens throw and is more precise
http://netwelding.com/MGW_Shifter.pdf



GS/C7 Round Shift Knob

A round shift knob shortens throw on OEM shifter
http://netwelding.com/Shift_Knob.pdf



GS/C7 Stingray Sill Plate

Stingray sill plate replaces original.
http://netwelding.com/Sill_Plate.pdf



GS/C7 Nylon Bra

Nylon Bra Stops Bugs. Fits with Stage 3 Winglets
http://netwelding.com/Nylon_Bra.pdf



GS/C7 Clutch Fluid Change

Clutch fluid after 3000 miles gets dirty
http://netwelding.com/Clutch_Fluid.pdf



C7 Carbon Fiber Hood Vent

Replaces Plastic Hood Vent
http://netwelding.com/Hood_Vent.pdf



GS/C7 Cold Air Intake

Low Restriction Air Filter & Duct
http://netwelding.com/Cold_Air_Intake.pdf



GS/C7 Soler Modified Throttle Body

For Improved Throttle Response
http://netwelding.com/Soler_Mod_TB.pdf



Garmin GPS for GS Cubby











Garmin Mounts in GS Cubby & Apple CARPLAY
http://netwelding.com/GPS_In_Cubby.pdf



GS Splitter Stage 3 Winglet

Stage 3 Winglets Integrate with Spats
http://netwelding.com/Stage_3_Winglets.pdf



<p>C7 Removing GM Plastic Film <i>How To Remove The Rocker Panel Film</i> http://netwelding.com/Rocker_Panel_Film.pdf</p>	
<p>GS 2LT to 2.5 LT <i>Red Upper Dash Pad Like 3LT</i> http://netwelding.com/Red_Dash_Pad.pdf</p>	
<p>Jake Emblem/Decals for GS <i>Jake Symbols Support GS Racing Image</i> http://netwelding.com/Jake_Emblems.pdf</p>	
<p>Rusty GS/C7 Muffler <i>Why the C7 muffler rusts way to turn matte black.</i> http://netwelding.com/Muffler_Rust.pdf</p>	
<p>GS Engine Compartment Mods <i>Cosmetic Additions in Engine Compartment</i> http://netwelding.com/Engine_Compartment.pdf</p>	
<p>GS Vitesse Throttle Controller: Fits All C7s <i>Adjustable Throttle-by-Wire Control</i> http://netwelding.com/Throttle_Control.pdf</p>	
<p>Boomy Bass Solution <i>Use Presets to Adjust Bass etc. Tone/Balance</i> http://netwelding.com/Boomy_Bass</p>	
<p>GS/C7 Air Dam, Functions <i>Why Missing from Z51, Some GS & Z06</i> http://netwelding.com/Air_Dam.pdf</p>	
<p>Rusty GS/C7 Muffler <i>Why the C7 muffler rusts way to turn matte black.</i> http://netwelding.com/Muffler_Rust.pdf</p>	
<p>Engineering a ProStreet Rod <i>How Our '34 ProStreet Rod Was Designed and Built</i> http://netwelding.com/Engineering%20Street%20Rod%203-08.pdf</p>	
<p>Motorsports Welding Article <i>Wrote a 5 Page Article for AWS March 2018 Journal Covers NHRA and NASCAR Chassis Design</i> http://netwelding.com/Motorsports_Welding_2018.pdf</p>	